



Development of Flexi-Burn™ CFB Power Plant to Meet the Challenge of Climate Change

**Horst Hack
Zhen Fan
Andrew Seltzer
Foster Wheeler North America Corp., USA**

**Arto Hotta
Timo Eriksson
Ossi Sippu
Foster Wheeler Energia Oy, Finland**

Presented at:
The 20th International Conference
on Fluidized Bed Combustion
Xi'an, China
May, 18-20, 2009

DEVELOPMENT OF FLEXI-BURN™ CFB POWER PLANT TO MEET THE CHALLENGE OF CLIMATE CHANGE

**Horst Hack, Zhen Fan, Andrew Seltzer,
Arto Hotta*, Timo Eriksson*, Ossi Sippu***

Foster Wheeler North America Corp., USA

**Foster Wheeler Energia Oy, Finland*

(e-mail: horst_hack@fwc.com)

Abstract

Carbon-dioxide capture and storage (CCS) offers the potential for major reductions in carbon-dioxide emissions of fossil fuel-based power generation in the fairly short term, and oxyfuel combustion is one of the identified CCS technology options. Foster Wheeler (FW) is working on reduction of carbon-dioxide with its integrated Flexi-Burn™ CFB technology.

The proven high efficiency circulating fluidized-bed (CFB) technology, when coupled with air separation units and carbon purification units, offers a solution for carbon dioxide reduction both in re-powering and in greenfield power plants. CFB technology has the advantages over pulverized coal technology of a more uniform furnace heat flux, increased fuel flexibility and offers the opportunity to further reduce carbon dioxide emissions by co-firing coal with bio-fuels.

Development and design of an integrated Flexi-Burn™ CFB steam generator and balance of plant system was conducted for both air mode and oxyfuel mode. Through proper configuration and design, the same steam generator can be switched from air mode to oxyfuel mode without the need for unit shutdown for modifications. The Flexi-Burn™ CFB system incorporates features to maximize plant efficiency and power output when operating in the oxy-firing mode through firing more fuel in the same boiler.

Existing boiler design tools are being modified to incorporate the features of oxy-combustion, so that various design options can be evaluated. The 460 MWe supercritical CFB power plant (recently constructed by Foster Wheeler) has been used as the basis for an integrated Flexi-Burn™ CFB study.

Keywords: CFB, CCS, oxycombustion, oxy-fuel, carbon-capture

INTRODUCTION

Coal combustion-based power generation faces continuing environmental challenges to reduce pollutant emissions, especially more recently, carbon dioxide emissions. Oxyfuel combustion is one of the methods suggested for removing carbon dioxide from the exhaust gases of a power plant, such as a PC or a CFB steam generator. Oxyfuel combustion is based on combusting carbonaceous fuel with oxygen, to produce carbon dioxide and water vapor as the main components of the exhaust gas. Thereby, the carbon dioxide can be captured relatively easily from the exhaust gas, without having to separate it from a gas stream having nitrogen as its main component, as when combusting the fuel with air. Part of the exhaust gas needs to be recycled to the furnace for temperature control, and to achieve sufficient furnace gas velocity to operate the circulating fluidized bed (CFB) with solids circulation.

Since oxyfuel combustion is still a developing technology, it is advantageous to design oxyfuel combustion boilers, where the combustion conditions are selected to be similar to those of air-fired combustion. This is done by recycling exhaust gas back to the furnace to provide an average O₂ content of

20-28% v. . Due to the similarities of air combustion and moderate O₂ level oxycombustion, oxyfuel steam generators can be built by modifying existing air-firing boilers. Due to the uncertainties related to oxyfuel combustion, capture and storage of carbon dioxide, the regulatory credit (or penalty) for CO₂ emissions and increasing need for carbon capture ready power plants, there is a need for Flexi-Burn™ boilers, i.e. boilers which can be changed from air-firing to oxyfuel combustion, preferably without any changes in the actual construction. With such a Flexi-Burn™ boiler it is also possible to have the maximum power output by using air-fired combustion mode during high load demand, such as summer, weekdays and daytime, and apply oxyfuel combustion with CO₂ removal at other times. In order to generate power more economically by an oxyfuel combusting boiler system, there is a need for an improved system design and operation for minimizing the loss of produced power, and minimizing the requirement of building new power plants to compensate the power loss due to CO₂ removal (Ref 1, 2). The Flexi-Burn™ CFB design approach addresses these needs . (Ref 3, 4, 5, 6)

To enhance power generation operability and availability it may be advantageous to operate a Flexi-Burn™ boiler in air-firing mode, when, for example, the air separation unit (ASU), CO₂ purification/compression unit (CPU), or CO₂ storage system is unavailable. Due to different requirements and demands, the power generation and the steady state electrical power supply should always be readily decoupled from the upstream oxygen supply and the downstream carbon dioxide processing (Ref 4).

Combustion with oxygen differs from combustion with air mainly as a result of the different gas compositions. The fundamental change in fluegas composition affects its properties, as listed by Table 1, where both gas density and thermal capacity (specific heat) are changed. A challenge for a Flexi-Burn™ boiler is that its heat distribution varies with gas properties and operations. At a given gas velocity, due to high gas density and thermal capacity contributed from carbon dioxide and water vapor in fluegas, more heat (about 35% more in oxy-fired mode than air-fired mode as seen from Table 1) is absorbed by the flue gas and carried to the downstream heat recovery area (HRA).

Table 1 Flexi-Burn™ Flue Gas Properties

	Gas density (lb/ft³)	Specific heat (BTU/lb-°F)	(Gas density) * (Specific heat)
Air-mode	0.2936	0.2982	0.0876
Oxy-mode	0.3637	0.3245	0.1180

To obtain suitable heat flux at the furnace waterwalls, the combination of CFB boiler operating gas velocity and temperature need to be maintained at certain levels. One can maintain the correct furnace heat flux by increasing firing temperature through reduced gas mass flow by recycling less flue gas. For a greenfield case, this can be done by designing a reduced size boiler to keep a desired gas velocity. But a reduced boiler size approach cannot be applied as a retrofit. When firing in air-mode, both air and fuel fed to such a reduced size boiler are limited and less power would be generated, which leads to a boiler which is suitable only for oxy-firing mode after conversion. Increasing firing temperature can enhance heat flux, but it also leads to an increase of waterwall temperature, which may require tube materials to be upgraded. Given the choice of upgrading tube materials to increase gas side heat flux or to produce high steam temperatures, it is generally more economical to produce higher steam temperatures due to increased steam cycle efficiency. There is a significant amount of materials research being conducted related to increasing main steam conditions, such as to 1300 F, in order to achieve greater power generation efficiency. This work will allow deployment of super-critical and ultra-super-critical Flexi-Burn™ CFB boilers (Ref 6).

Increasing power generation output is the key to minimize power derating and cost due to CO₂ removal. One can either reduce power consumption caused by (ASU+CPU) through improvements, or increase power generation output with the same boiler to reduce the power derating. It is noted that in comparison with oxy-firing, the boiler optimized for air-firing seems oversized for oxy-firing due to potentially reduced gas volume flow. The object of the present paper is to provide an oxyfuel combusting boiler

RESULTS

The development of this Flexi-Burn™ approach was based on a conceptual design of a 460 MWe supercritical CFB power plant, modified for oxyfuel combustion, as shown in Figure 2. The incorporation of the Flexi-Burn™ concept means that the boiler must be operable at, or near, full load in air-firing mode and in oxy-firing mode without modification, when it is built.

In both air-firing and oxy-firing modes, the Flexi-Burn™ boiler may be operated at a slightly higher furnace temperature than normally used for air-firing. Part of the reason for this increased temperature is due to the increased quantity of fuel fired, and another reason is to ensure that the limestone calcination temperature is exceeded in spite of the high CO₂ partial pressure in oxy-mode. Further pilot-scale experimental tests are required to validate sulfur capture models in oxy-mode. The gas velocity is similar regardless of firing mode. The oxygen level in the fluegas is controlled to be the same in both modes to ensure the right combustion performance.

In system level evaluation, the following assumptions were applied:

- O₂ purity as 96.5% v
- Air in-leakage as 1.5% v
- Fixed boiler and downstream sizes for Flexi-Burn™
- The same O₂% v in flue gas for both modes
- Hot gas recycled before moisture condensation
- Recycled gas recuperated by air-air heat exchanger
- Steam extraction to ASU and CPU for chilling and regeneration
- CO₂ compressor driven by extracted steam

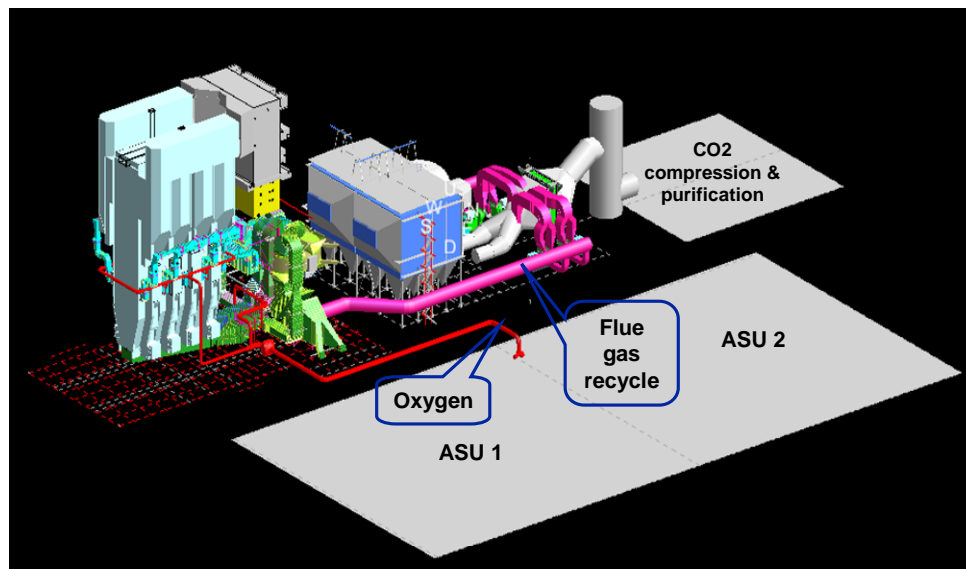


Figure 2 Retrofit applications by oxy-combustion

Performance	air	oxy
Feed, kg/s		
Coal	42.8	52.2
Sorb	7.9	10.8
Air/oxy	427.2	102.6
Power, MWe		
Gross	463.8	514
Aux ST	15.7	69
ASU		79
CCU		57
Aux	44	53
Net	436	393
eff, % (HHV)	42.26	31.29
eff, % (LHV)	43.49	32.20
dCO ₂ , kg/s	0	117
derating, %		9.8

Table 2 Results for Comparison

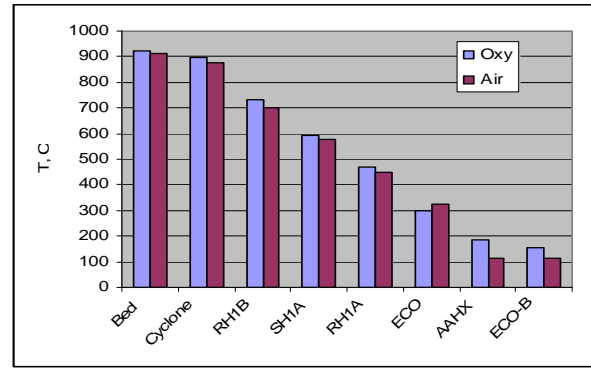


Figure 3 Fluegas Temperature Profile

The Foster Wheeler in-house CFB design tools were utilized for this development work. After engineering design tuning and iterating for both air-firing and oxy-firing modes, a Flexi-Burn™ CFB boiler is configured, designed and integrated as shown by Figure 1. It needs to be mentioned that this Flexi-Burn™ boiler differs in arrangement of surface area from that of the original air-firing boiler. Some modifications are required such as adding or removing tubes as compared with regular air-firing boiler design. But no modifications are required after the boiler is converted for Flexi-Burn™ operation.

Figure 3 shows the resultant flue gas temperature profile for both air-firing and oxy-firing operation modes. It can be seen that the bed temperature is slightly higher in oxy-mode than that in air-mode. Fluegas exhaust temperature to the ESP is increased in oxy-mode to avoid acid gas condensation. The fluegas temperature exiting the HPECO is lower in oxy-mode due to the cold inlet feedwater temperature as result of turning-off some of feedwater heaters to allow the HPECO to pickup more heat from the fluegas. Correspondently, the steam generation rate is increased by about 10%, which means that steam flow is increased to all superheat/reheat heat exchangers.

For comparison, Figure 4 shows the resultant flue gas maximum velocity at different locations from both air-firing and oxy-firing modes. As it can be seen from the Figure 4, they are almost the same as the result from present Flexi-Burn™ approach. It is noted that gas velocities are slightly higher in oxy-mode than in air-firing mode at most of the locations due to temperature (Figure 3), except at the AAHX, where part of fluegas split to the ECO-A is increased for a better heat recovery in oxy-firing mode.

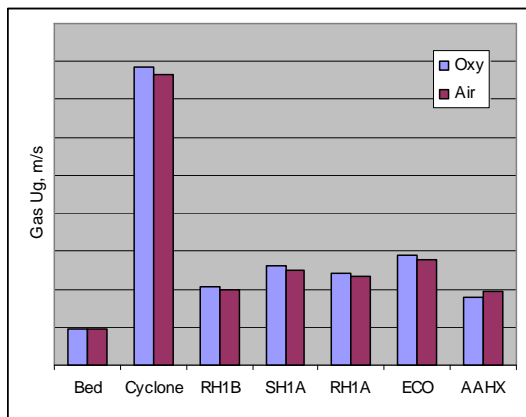


Figure 4 Comparison of Gas velocity

Table 2 summarizes the power plant performance of the Flexi-Burn™ CFB with and without CO₂ removal. Part of the extra steam, generated from firing-more fuel and saved from less steam extraction to feedwater heaters, is extracted and used to drive the CO₂ compressor by auxiliary steam turbines, which produces about 69 MW. The plant auxiliary power is increased by about 20% due to operation for firing-more fuel, such as fuel handling.

The increase in firing is $52.2/42.8=1.22$, or a 22%. The power loss for CO₂ removal from (ASU+CPU) is $(79+57)/1.22=111$ MW (or $111/436=26\%$ derating), and the specific power for CO₂ removal is 332 kWh/tCO₂. By firing-more fuel, the net power loss is reduced to only 43 MW or less than 10% derating as listed in Table 2. This low power derating is important in reducing building new power plants due to CO₂ removal penalties.

The O₂%v in the gas fed to boiler in oxy-mode is about 23-24%v, which is close to the 21%v from air-mode. This ensures that the difference in operation between air-mode and oxy-mode is small. The O₂ is preheated to about 120 C and mixed with recycled fluegas after recuperation (Figure 1). The O₂ content in the “primary air” and “secondary air” can be different which will be tested in future pilot plant runs.

Regardless of the amount of fluegas recycled, the net fluegas flow to the CPU plant is almost constant. The fluegas flow to the CPU will increase with increase of fuel firing. Therefore ASU, CPU, and fuel feeding capacities have to be increased. However, fluegas recirculation and associated auxiliary power remains unchanged during firing-more fuel. Flexi-Burn™ also means less modification to the existing boiler when conversion from air-mode to Flexi-Burn™ mode.

Since part of the CO₂ is vented out with impurities, the CO₂ removal is about 116.7 kg/s out of 121.3 kg/s from fuel combustion and sorbent calcination, which leads to a CO₂ removal efficiency as 96.2%. This high efficiency partly results from less air in-leakage and increased oxygen purity (96.6%). The final CO₂ stream has purity as 95.1%v and is pressurized to 139 bar (2000 psia) as a liquid or supercritical fluid.

It is been noted that the direct penalty 332 kWh/tCO₂ (ASU+CPU) operated under a 96.5% O₂ purity and 1.5% air in-leakage is almost the same as the literature data 333 kWh/tCO₂ (Ref 1) operated under 95% O₂ purity and 3.0% air in-leakage, but the present case has a better CO₂ removal efficiency of 96.2% as compared with 90.6% from Ref 1.

The cooling tower duty increases from 500 to 800 MWth or a 60% increase because of extra cooling duty from firing-more fuel, and from flue gas cooling, compressor inter-stage and post cooling. This is substantially more than the 22% increase in coal flow rate. Part of this duty increase, about 200 MWth, comes from the cooling requirement of the ASU+CPU plants. The rest comes from a reduced steam extraction to feedwater heaters as result of heat recovery from fluegas cooling. This cooling duty change from oxy-mode requires physical modification of the cooling tower.

Gas cooling is required before, during and post compression. The low-grade heat from these cooling operations may be recoverable depending upon system integration. As heat recovery shares the gas cooling, the cooling water requirement is reduced when heat recovery is applied. The number of stages of compressor affects the heat integration, where the increased compressor discharge temperature (CDT) results from less compression stages and leads to better heat recovery and more power at the generator at a cost of increased compression power. The equivalent power gain has been calculated on the basis of steam savings for the same heating duty to water side. The degree of low-grade heat recovery may be limited by temperature difference or “pinch point”. To compensate for this, less compression stages may need to be used. In the present integration, almost all of the condensate needs to be extracted for heat recovery. Less compression stages could potentially be more optimal.

Due to application of the HRS in both oxy-mode and air-mode operation, there is no relative gain in oxy-mode from flue gas cooling before CO₂ compression, which means the efficiency difference is enlarged in comparison with the case without the HRS, due to increased efficiency by use of the HRS in air-mode. For this reason, the oxy-mode absolute efficiency may be a better measure of performance than the efficiency drop from air-mode.

It is noted that the end steam flow through steam turbine has been increased from 207 kg/s in air-fired case to 260 kg/s in oxy-fired case, which is about 26% more as compared with the 10% increase in main steam flow due to firing more fuel. More sections of low pressure steam turbine or a different size of steam turbine is required to accommodate this flow if the extra steam is not extracted to drive CO₂ compressors.

Steam driven feed water pumps have been widely applied in modern power plants, where extraction steam is taken from the IP/LP crossover or a nearby extraction point. The advantage of this approach is in that (1) it reduces the low pressure end steam flow and has a better steam turbine efficiency, and (2) it reduces all power associated with generator, transformer, motor, frequency converters, and gear loss. Based on the study for a 500 MW power plant (Ref 2), the savings from steam driven feedwater pumps could be 12% as

compared with those driven by motors. About 6 MW net saving would be obtained out of 56 MW for CO₂ compression with four stages, if steam driven CO₂ compressors were applied. The corresponding end steam flow through main steam turbine would be reduced. Due to the issues of startup time requirement and upstream location of ASU, steam driven air compressors for ASU have not been included. For CO₂ compressors driven by extracted steam, this is not a problem as they are located downstream of boiler with much less startup time.

For this Flexi-Burn™ boiler, the part load condition (32-35%) with the same steam flow rate for both air-mode and oxy-mode have been evaluated and checked for the once-through operation (Benson point). The O₂ content in the fluegas was maintained as the same at full load for both modes. At the part load, the excess O₂ rises in air-mode, but stays constant in oxy-mode because oxygen fed and gas recycled can be adjusted separately. This is based on a control concept where the desired gas velocity is maintained by manipulating fluegas recycle, and the O₂ is adjusted by the demand of fuel combustion. This low excess O₂ at part loads saves ASU power.

More oxy-mode experimental tests and large scale demonstrations measuring emissions, heat transfer, materials, and fouling are required for validation of design tools and solutions. A fully integrated CCS demonstration project, based on the Foster Wheeler Flexi-Burn™ CFB boiler design, has been proposed for the Jamestown (New York) Board of Public Utilities by a team lead by Praxair, Inc. The plant has a gross output of combined heat and power of about 50 MWe equivalent. The captured CO₂ will be purified and stored in underground saline formations near the site. The Flexi-Burn™ CFB boiler design allows the plant to operate in air-mode (for low cost operation), or in oxy-mode (for CCS). Compared with a conventional air-fired unit, the major differences are the addition of ducts for flue gas circulation, mixers for O₂ injection, and low pressure economizer for recovering low-grade heat for condensate.

CONCLUSIONS

System level development and CFB boiler design for the Flexi-Burn™ concept have been performed for a power plant with CO₂ removal. The Flexi-Burn™ design makes a power plant capable of on-line switching between air-firing and oxy-firing modes. In addition to potential improvement in the plant availability, the Flexi-Burn™ boiler approach potentially leads to a solution for peak power by operating the plant in air-fired mode and for CO₂ removal in oxy-fired mode when power demand is low. By this approach, fewer new power plants will be required to compensate for the power derating due to CO₂ removal. Also, as result of adopting a “firing-more” design criterion, the plant power derating is reduced from about 25% to only about 10%, and the net power is increased from 322 to 393 MWe. This also helps to reduce the need for building additional new power plants to compensate for the power derating due to CO₂ removal.

REFERENCES

1. IEA Report (IEA 2005/9), “Oxy Combustion Process for CO₂ Capture from Power Plant”, July 2005
2. Black & Veatch, “Power Plant Engineering”, Chapman & Hall, 1996, p396
3. Timo Eriksson et al, “Oxyfuel CFB Boiler as a Route to Zero CO₂ Emission Coal Firing”, Power-Gen Europe, Madrid, Spain, June 27, 2007
4. Horst Hack et al, “Oxy-Fuel Coal-Fired Combustion Power Plant System Integration”, The 3rd International Oxy-Combustion Network Meeting”, Yokohama, Japan, March 5-8, 2008
5. Horst Hack et al, “Ultra-Supercritical CFB Technology to Meet the Challenge of Climate Change”, Power-Gen International 2008, Orlando Florida, USA, December 2-4, 2008
6. Horst Hack et al, “Development of Integrated Dual-Firing CFB Power Plant”, The 33rd International Technical Conference on Coal Utilization and Fuel Systems, Clearwater, Florida, USA, June 1-5, 2008